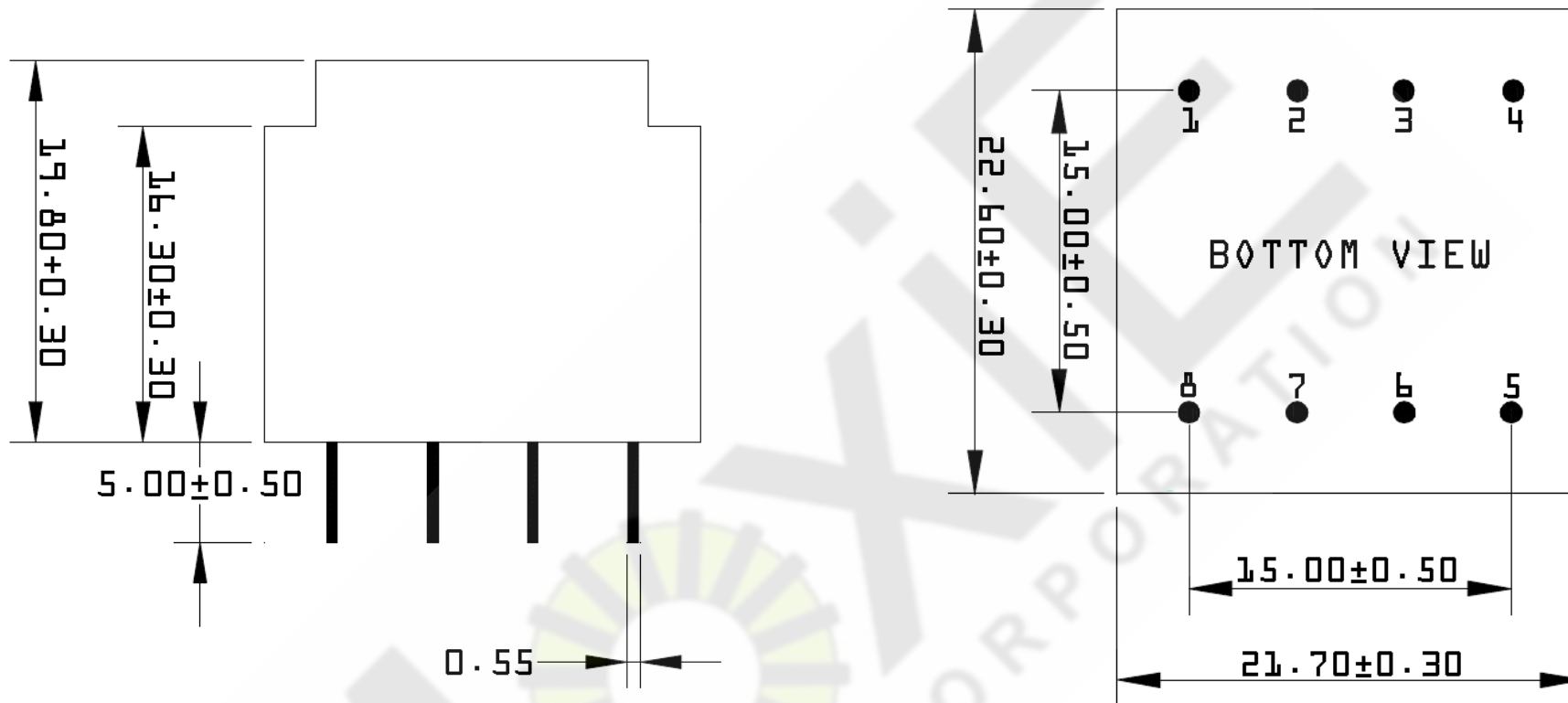


MECHANICAL (mm)



MOXIE NOTES:

The following MoxiE Inductor Corporation Specification shall be considered Confidential in nature. Each person or persons in receipt of this specification shall not disclose any confidential information in whole or in part without written authorization from MoxiE Inductor Corporation.

- Safety transformer design. (short circuit proof)
- Split bobbin design.
- Vacuum filled casting construction.
- Temperature class rating: ta 70°C/B.
- Dielectric strength: 4500Vrms
- RoHS Compliant.
- MoxiE Inductor Corporation custom designs are subject to United States copyright and or patent protection(s).
- MoxiE Inductor Corporation specifications are subject to change without notice.
- Tolerances unless otherwise specified: 0-10=±0.15, 10-20=±0.20, 20-40=±0.25, 40-70=±0.30, ≥70=±0.40

MoxiE
INDUCTOR CORPORATION

(888) 535-5207 WWW.MOXIEINDUCTORS.COM

EE20/10.5 ENCAPSULATED TRANSFORMER

MOXIE MOX-TRFE-2010 SERIES

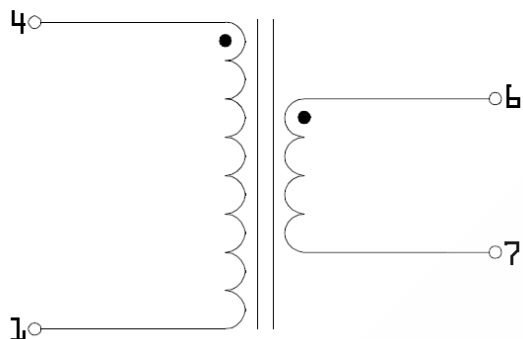
PAGE 1/4

REV. A

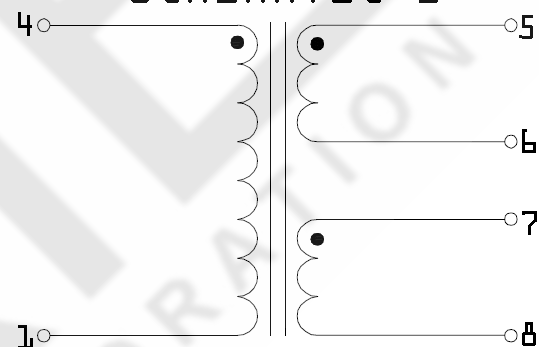
DWG NBR: MOXTRFE2010

SCHEMATICS

SCHEMATIC 1



SCHEMATIC 2



MOXIE NOTES:

The following MoxiE Inductor Corporation Specification shall be considered Confidential in nature. Each person or persons in receipt of this specification shall not disclose any confidential information in whole or in part without written authorization from MoxiE Inductor Corporation.

- Safety transformer design. (short circuit proof)
- Split bobbin design.
- Vacuum filled casting construction.
- Temperature class rating: ta 70°C/B.
- Dielectric strength: 4500Vrms
- RoHS Compliant.
- MoxiE Inductor Corporation custom designs are subject to United States copyright and or patent protection(s).
- MoxiE Inductor Corporation specifications are subject to change without notice.
- Tolerances unless otherwise specified: 0~10=±0.15, 10~20=±0.20, 20~40=±0.25, 40~70=±0.30, ≥70=±0.40

MoxiE
INDUCTOR CORPORATION

(888) 535-5207 WWW.MOXIEINDUCTORS.COM

EE20/10.5 ENCAPSULATED TRANSFORMER

MOXIE MOX-TRFE-2010 SERIES

PAGE 2/4

REV. A

DWG NBR: MOXTRFE2010

ELECTRICAL

MoxiE Part Number	Primary (V)	Secondary (V)	Current (mA)	Pin	No-Load Voltage (V)	MoxiE Schematic
MOX-TRFE-2010-230A	230v-	4	125.0	1+416+7	7.5	1
MOX-TRFE-2010-230B	230v-	6	83.3	1+416+7	11.0	1
MOX-TRFE-2010-230C	230v-	9	55.5	1+416+7	16.5	1
MOX-TRFE-2010-230D	230v-	12	41.6	1+416+7	20.6	1
MOX-TRFE-2010-230E	230v-	15	33.3	1+416+7	26.0	1
MOX-TRFE-2010-230F	230v-	18	27.8	1+416+7	31.1	1
MOX-TRFE-2010-230G	230v-	24	20.8	1+416+7	41.1	1
MOX-TRFE-2010-230H	230v-	2x6	2x41.6	1+4/5+6.7+8	2x10.9	2
MOX-TRFE-2010-230I	230v-	2x9	2x27.7	1+4/5+6.7+8	2x16.4	2
MOX-TRFE-2010-230J	230v-	2x12	2x20.8	1+4/5+6.7+8	2x20.6	2
MOX-TRFE-2010-230K	230v-	2x15	2x16.6	1+4/5+6.7+8	2x25.8	2
MOX-TRFE-2010-230L	230v-	2x18	2x13.8	1+4/5+6.7+8	2x30.9	2
MOX-TRFE-2010-230M	230v-	2x24	2x10.4	1+4/5+6.7+8	2x41.3	2

MOXIE NOTES:

The following MoxiE Inductor Corporation Specification shall be considered Confidential in nature. Each person or persons in receipt of this specification shall not disclose any confidential information in whole or in part without written authorization from MoxiE Inductor Corporation.

- Safety transformer design. (short circuit proof)
- Split bobbin design.
- Vacuum filled casting construction.
- Temperature class rating: ta 70°C/B.
- Dielectric strength: 4500Vrms
- RoHS Compliant.
- MoxiE Inductor Corporation custom designs are subject to United States copyright and or patent protection(s).
- MoxiE Inductor Corporation specifications are subject to change without notice.
- Tolerances unless otherwise specified: 0-10=±0.15, 10-20=±0.20, 20-40=±0.25, 40-70=±0.30, ≥70=±0.40

MoxiE
INDUCTOR CORPORATION

(888) 535-5207 WWW.MOXIEINDUCTORS.COM

EE20/10.5 ENCAPSULATED TRANSFORMER

MOXIE MOX-TRFE-2010 SERIES

PAGE 3/4

REV. A

DWG NBR: MOXTRFE2010

ELECTRICAL

MoxiE Part Number	Primary (V)	Secondary (V)	Current (mA)	Pin	No-Load Voltage (V)	MoxiE Schematic
MOX-TRFE-2010-115A	115v-	4	125.0	1+416+7	7.5	1
MOX-TRFE-2010-115B	115v-	6	83.3	1+416+7	11.0	1
MOX-TRFE-2010-115C	115v-	9	55.5	1+416+7	16.5	1
MOX-TRFE-2010-115D	115v-	12	41.6	1+416+7	20.6	1
MOX-TRFE-2010-115E	115v-	15	33.3	1+416+7	26.0	1
MOX-TRFE-2010-115F	115v-	18	27.8	1+416+7	31.1	1
MOX-TRFE-2010-115G	115v-	24	20.8	1+416+7	41.1	1
MOX-TRFE-2010-115H	115v-	2x6	2x41.6	1+4/5+6.7+8	2x10.9	2
MOX-TRFE-2010-115I	115v-	2x9	2x27.7	1+4/5+6.7+8	2x16.4	2
MOX-TRFE-2010-115J	115v-	2x12	2x20.8	1+4/5+6.7+8	2x20.6	2
MOX-TRFE-2010-115K	115v-	2x15	2x16.6	1+4/5+6.7+8	2x25.8	2
MOX-TRFE-2010-115L	115v-	2x18	2x13.8	1+4/5+6.7+8	2x30.9	2
MOX-TRFE-2010-115M	115v-	2x24	2x10.4	1+4/5+6.7+8	2x41.3	2

MOXIE NOTES:

The following MoxiE Inductor Corporation Specification shall be considered Confidential in nature. Each person or persons in receipt of this specification shall not disclose any confidential information in whole or in part without written authorization from MoxiE Inductor Corporation.

- Safety transformer design. (short circuit proof)
- Split bobbin design.
- Vacuum filled casting construction.
- Temperature class rating: ta 70°C/B.
- Dielectric strength: 4500Vrms
- RoHS Compliant.
- MoxiE Inductor Corporation custom designs are subject to United States copyright and or patent protection(s).
- MoxiE Inductor Corporation specifications are subject to change without notice.
- Tolerances unless otherwise specified: 0-10=±0.15, 10-20=±0.20, 20-40=±0.25, 40-70=±0.30, ≥70=±0.40

MoxiE
INDUCTOR CORPORATION

(888) 535-5207 WWW.MOXIEINDUCTORS.COM

EE20/10.5 ENCAPSULATED TRANSFORMER

MOXIE MOX-TRFE-2010 SERIES

PAGE 4/4

REV. A

DWG NBR: MOXTRFE2010